

	<b>PROCESO PARA EL DESARROLLO DE LAS ENSEÑANZAS DE LA ESCUELA DE INGENIERÍAS AGRARIAS</b>		
	<b>CÓDIGO: P/CL009_D002</b>		

## SUBJECT PROGRAMME IN FOOD TECHNOLOGY

**Academic course: 2019-2020**

Identification and characteristics of the subject					
Code	501250			Créditos ECTS	6
Denomination (Spanish)	<b>Tecnología de Alimentos</b>				
Denomination (Spanish)	Food Technology				
Degree	ENGINEERING IN AGRICULTURAL AND FOOD INDUSTRIES				
Center	Agricultural Engineering School				
Semester	(6th)	Character	Compulsory		
Module	Food Technology				
Materia	Food Technology				
Professor/s					
Name	Room	e-mail		Web link	
<b>Ana Isabel Andrés Nieto</b>	D701 Edificio Valle del Jerte	aiandres@unex.es		www.unex.es	
<b>María Jesús Petrón</b>	D702 Edificio Valle del Jerte	mjpetron@unex.es		www.unex.es	
<b>María Luisa Timón Andrada</b>	D708 Edificio Valle del Jerte	mltimon@unex.es		www.unex.es	
Field of knowledge	Food Technology				
Department	Animal Production and Food Science				
Coordinator (in case the is more than one professor )	<b>Ana Isabel Andrés Nieto</b>				
Lessons and contents					
Short description of the content					
<p>The content included in this subject is related to the technology of processes of preparation of food raw matter to be elaborated and transformed. These processes include cleaning operations, size reduction, selection and classification, bleaching and peeling. Food preserving technologies are also studied: pasteurization, sterilization, refrigeration, freezing, dehydration, freeze drying, solute adding and smoking. Finally, packaging, storing, transportation and distribution processes are also studied in this subject.</p>					
Syllabus (Big Group activities)					

## **SECTION I.- INTRODUCTION**

### **Lesson 1. Food Science and Technology: definition, history, objectives.**

Historical development. Definition of Food Science and Technology. Objectives. Relationships with other sciences. The Spanish food industry nowadays.

Developed skills: CECTA2

Learning results: RA74

## **SECTION II.- TECHNOLOGICAL PROCESSES FOR PREPARING AND MANUFACTURING RAW MATERIAL.**

### **Lesson 2.- Operations for preparing raw material (I)**

Raw material reception in the food industry. Preparation of raw material. Cleaning: dry and humid methods.

Developed skills: CECTA2, CECTA3, CECTA4, CECTA5 y CECTA6

Learning results: RA71, RA72, RA73, RA74, RA75, RA76 y RA81

### **Lesson 3.- Operations for preparing raw material (II)**

Selection and classification. Peeling. Peeling methods. Peeling equipment.

Developed skills: CECTA2, CECTA3, CECTA4, CECTA5 y CECTA6

Learning results: RA71, RA72, RA73, RA74, RA75, RA76 y RA81

### **Lesson 4.- Size reduction and increase (I)**

Size reduction and increase (I). Aims. Size reduction of dry particulate foods . Equipment and application. Size reduction of fibrous foods. Equipment and application. Effect on foods

Developed skills: CECTA2, CECTA3, CECTA4, CECTA5 y CECTA6

Learning results: RA71, RA72, RA73, RA74, RA75, RA76 y RA81

### **Lesson 5.- Size reduction and increase (II)**

Size reduction in liquid foods: emulsification, homogenisation and atomization. Equipments and applications. Size increase: agglomeration



Developed skills: CECTA2, CECTA3, CECTA4, CECTA5 y CECTA6

Learning results: RA71, RA72, RA73, RA74, RA75, RA76 y RA81

## **SECTION III.- FUNDAMENTALS IN FOOD PRESERVATION.**

### **Lesson 6.- Factors and reasons for food alteration.**

Factors involved in food alteration. Actions against physical and chemical alteration. Potential actions in preventing or delaying microbial activity

	<b>PROCESO PARA EL DESARROLLO DE LAS ENSEÑANZAS DE LA ESCUELA DE INGENIERÍAS AGRARIAS</b>		
		<b>CÓDIGO: P/CL009_D002</b>	

Developed skills: CECTA2 y CECTA3

Learning results: RA77 y RA78

**SECTION IV.- TECHNOLOGICAL PROCESSES OF PRESERVATION (HEAT AND COLD)**

**Lesson 7.- Blanching.**

General objectives. Blanching methods: hot water, vapour. Other blanching methods. Evaluation of blanching in fruit and vegetables. Equipment and applications. Effects on nutritive and sensory characteristics of food.

Developed skills: CECTA2, CECTA3, CECTA4, CECTA5 y CECTA6

Learning results: RA71, RA72, RA73, RA77, RA78 y RA81

**Lesson 8. Fundamentals in thermobacteriology.**

Basic fundamentals. Kinetics for microbial death by heat. Survival graphic. D value. Thermodestruction graphics. Z value. Commercial sterility. F and F<sub>0</sub> value. Practical examples of calculation of thermal treatments in canning industry

Developed skills: CECTA2

Learning results: RA71, RA72, RA73, RA77 y RA78

**Lesson 9. Pasteurization.**

Concept and objectives. Types of pasteurization. Applications in food industry. Effect on food.

Developed skills: CECTA2, CECTA3, CECTA4, CECTA5 y CECTA6

Learning results: RA71, RA72, RA73, RA77, RA78 y RA81

**Lesson 10. Sterilization**

Objectives. Sterilization of packaged food: Filling, exhausting and sealing of cans. Types of sterilization: continuous and discontinuos. UHT treatment. Effect on food.

Developed skills: CECTA2, CECTA3, CECTA4, CECTA5 y CECTA6

Learning results: RA71, RA72, RA73, RA77, RA78 y RA81

**Lesson 11. Microwave heating**

General aspects of electromagnetics radiations. Characteristics of microwaves. Dielectric properties of materials. Transformation of microwave energy into heat. Equipments. Applications. Effect on food.

Developed skills: CECTA2, CECTA3, CECTA4, CECTA5 y CECTA6

Learning results: RA71, RA72, RA73, RA77, RA78 y RA81

**Lesson 12. Infrared radiatons**

Theoretical aspects. Equipments and facilities. Applications.

Developed skills: CECTA2, CECTA3, CECTA4, CECTA5 y CECTA6

Learning results: RA71, RA72, RA73, RA77 y RA78

### **Lesson 13. Chilling**

Fundamentals of preservations using chilling. Effect on the velocity of chemical reactions and microbial development. Factors to control during chilling. Refrigerators and refrigeration storage. Effect on food.

Developed skills: CECTA2, CECTA3, CECTA4, CECTA5 y CECTA6

Learning results: RA71, RA72, RA73, RA77, RA78 y RA81

### **Lesson 14. Freezing**

Process and freezing stages: crystalization theory. Freezing curves. Changes in food during freezing. Effect on chemical and biochemical reactions. Effect on microorganisms. Freezers and freezing storage. Thawing.

Developed skills: CECTA2, CECTA3, CECTA4, CECTA5 y CECTA6

Learning results: RA71, RA72, RA73, RA77, RA78 y RA81

### **Lesson 15.- Mecanical refrigeration**

Calculation of the necessities for chilling and freezing. Calculation of freezing time. Cold production.. Mechanical refrigerator and cryogenic systems.

Developed skills: CECTA2, CECTA3, CECTA4, CECTA5 y CECTA6

Learning results: RA71, RA72, RA73, RA77, RA78 y RA81

## **SECTION V.-FOOD PRESERVATION THROUGH WATER ACTIVITY REDUCTION**

### **Lesson 16. Dehydration**

Concept, objectives and fundamental. Psychrometry. Applications of the psychrometric diagram. Drying velocity, drying curves and stages. Effect on food. Equipment.

Developed skills: CECTA2, CECTA3, CECTA4, CECTA5 y CECTA6

Learning results: RA71, RA72, RA73, RA77, RA78 y RA81

### **Lesson 17. Freeze drying and freeze concentration**

Freeze drying. Theory. Equipment. Effect on food. Freezing concentration Theory. Equipment.

Developed skills: CECTA2, CECTA3, CECTA4, CECTA5 y CECTA6

Learning results: RA71, RA72, RA73, RA77, RA78 y RA81



### **Lesson 18. Reduction of water activity of food.**

Salt as agent depressor of water activity. Curing salts. Salting methods.

Developed skills: CECTA2, CECTA3, CECTA4, CECTA5 y CECTA6

Learning results: RA71, RA72, RA73, RA77, RA78 y RA81

### **Lesson 19. Smoking.**

	<b>PROCESO PARA EL DESARROLLO DE LAS ENSEÑANZAS DE LA ESCUELA DE INGENIERÍAS AGRARIAS</b>		 Escuela de Ingenierías Agrarias
		CÓDIGO: P/CL009_D002	

Definition. Smoked food. Applications on food industry.

Developed skills: CECTA2, CECTA3, CECTA4, CECTA5 y CECTA6

Learning results: RA71, RA72, RA73, RA77, RA78 y RA81

## **SECTION VI.- FINAL OPERATIONS**

### **Lesson 20.- Food packaging**

Function of packaging. Requirements of containers. Types of packaging materials. Packaging systems.

Developed skills: CECTA2, CECTA3, CECTA4, CECTA5 y CECTA6

Learning results: RA79, RA80 y RA81

### **Lesson 21.- Food transport**

Transport systems. Transport within the industry. Transport in the distribution chain

Developed skills: CECTA2, CECTA3, CECTA4, CECTA5 y CECTA6

Learning results: RA79, RA80 y RA81

## **PRACTICAL SYLLABUS**

### **Practical lesson #1: Preparation of vegetable raw materials.**

Practical lesson content: cleaning, peeling, size reduction of vegetables. Blanching using hot water. Peroxidase test. Analysis and discussion of results.

Type and place: Pilot plant(Vegetable PP)

Developed skills: CECTA2

Learning results: RA71, RA72, RA73, RA74, RA75, RA76 y RA81

Material and instrumental equipment to be used: Materias primas vegetales (calabacín, patatas). Cuba de lavado-escaldado. Reactivos para determinación de la peroxidasa. Equipos de cortado de materias primas.

### **Practical lesson #2: Milk pasteurization.**

Practical lesson content: application and control of a pasteurization operation of raw milk. Knowledge and handling of the equipment. Lactoperoxidase test. Analysis and discussion of results.



Type and place: Pilot plant(Milk PP)

Developed skills: CECTA2, CECTA3

Learning results: RA71, RA72, RA73, RA77, RA78 y RA81

Material and instrumental equipment to be used: raw milk. Plate pasteurization equipment. Heating batch.

### **Practical lesson #3: Use of thermobacteriology in canning**

	<b>PROCESO PARA EL DESARROLLO DE LAS ENSEÑANZAS DE LA ESCUELA DE INGENIERÍAS AGRARIAS</b>		
	<b>CÓDIGO: P/CL009_D002</b>		

Practical lesson content: can sealing. Manufacture of a vegetable can. Thermal monitorization at the critic point.  $F_0$  calculation. Analysis and discussion of results.

Type and place: Pilot plant(Vegetable PP)

Developed skills: CECTA2, CECTA3

Learning results: RA71, RA72, RA73, RA77 y RA78

Material and instrumental equipment to be used: Semiautomatic sealer of metal cans. Temperature probes. Heating equipment. Letality calculation.

**Practical lesson #4: Manufacturing of a meat product**

Practical lesson content: mixing, chopping, casing, salting, thermal treatment of a meat product. Analysis and discussion of results.

Type and place: Pilot plant(Meat PP)

Developed skills: CECTA2, CECTA3, CECTA5

Learning results: RA71, RA72, RA73, RA77, RA78 y RA81

Material and instrumental equipment to be used: Cutter, mixer and chopping equipment. Raw meat.

**Practical lesson #5: Dehydration**

Practical lesson content: Simultation and control of a dehydration process. Use of a dry and humid bulb termometer. Use and application of a psicrometric diagram. Calculation of water loss. Analysis and discussion of results.

Type and place: Pilot plant(Meat PP)

Developed skills: CECTA2, CECTA3

Learning results: RA71, RA72, RA73, RA77, RA78 y RA81

Material and instrumental equipment to be used: Drying chamber. Dry and humid bulb termometer. Psicrometric diagram

**Practical lesson #6: Food product manufacturing**

Practical lesson content: The students, in groups, will manufacture a food product from different raw material. They will be able to use the available equipment at the pilot plants Among the potential food products to be manufactured are: smothies, tomato and olive oil gelatin, olive pat e, tomato soft candy..etc.



Type and place: Pilot plant(Meat PP)

Developed skills: CECTA2, CECTA6

Learning results: RA71, RA72, RA73, RA77, RA78 y RA81

Material and instrumental equipment to be used: Equipments and material in the pilot plants. A wide variety of raw material (tomato, olives, olive oil...)

**Practical lesson #7: Modified atmosphere packaging**

	<b>PROCESO PARA EL DESARROLLO DE LAS ENSEÑANZAS DE LA ESCUELA DE INGENIERÍAS AGRARIAS</b>		
	<b>CÓDIGO: P/CL009_D002</b>		

Practical lesson content: Use of gas mixtures for prolonging shel life. Use of the thermosealing equipment, gas mixer and gas analyzer. Analysis of the headspace of the packs.

Type and place: Pilot plant(Vegetable PP)

Developed skills: CECTA2

Learning results: RA79, RA80 y RA81

Material and instrumental equipment to be used: Rigid packs. Plastic material. Thermosealing equipment. Gas mixer. Gas analyzer. Gases.

### Evaluation procedure

#### A) CONTINUOUS EVALUATION

**1. Final exam (70%):** theoretical knowledge acquired during the course delivery by a written final exam consisting oon quiz questions and short questions. Test-type questions will only have a true answer; Those questions answered incorrectly will subtract 1/3 from the value of the question. The short questions will be scored, if correctly answered, as a test question. To pass the theoretical part it is necessary to obtain a grade of 5 points or higher in this exam. Evaluated skills: CETE1, CETE2, CG6, CG7, CG8, CG9, CG10, CG12, CB2, CB4, CB5

**2. Continuous evaluation (20%):** practical skills and ability to integrate with theoretical knowledge. Participation in the classes through direct questions and discussion of results. Preparation of an individual written work for each practical section. Evaluated skills: CETE1, CETE2 , CG8, CG9, CG10,CG12

**3. Attendance with academic achievement (10%):** Innovation, creativity and resource consultation in solving activities during the lessons. Evaluated skills: CT1, CT2, CB2,CB4, CB5, CG8,CG9,CG10,CG12

#### B) ALTERNATIVE SYTEM WITH A GLOBAL EXAM

**1. Final exam (100%).**

Should the student choose this type of evaluation, the student must notify it to the coordinator of the subject within the first three weeks of the semester.

Evaluated skills: CETE1, CETE2, CG6, CG7, CG8, CG9, CG10, CG12, CG8, CG9, CB2, CB4, CB5, CT1, CT2

### Bibliography and web sites

#### **BIBLIGRAFÍA O DOCUMENTACIÓN BÁSICA:**

- Aleixandre, JL y García, MJ (1999). Industrias agroalimentarias. Servicio de publicaciones de la Universidad Politécnica de Valencia, Valencia.

	<b>PROCESO PARA EL DESARROLLO DE LAS ENSEÑANZAS DE LA ESCUELA DE INGENIERÍAS AGRARIAS</b>		
	<b>CÓDIGO: PI/CL009_D002</b>		

- Aleixandre y García (1999). *Prácticas de procesos de elaboración y conservación de alimentos*. Servicio de publicaciones de la Universidad Politécnica de Valencia. Valencia.
- Brenan, Butters, Cowell y Lilly (1998). *Las operaciones de la ingeniería de alimentos*. Ed. Acribia. Zaragoza.
- Casp A. y Abril J. (1999). *Procesos de conservación de alimentos*. A. Madrid Vicente y Mundi-Prensa, Madrid.
- Cheftel y Cheftel (1980-1982). *Introducción a la bioquímica y tecnología de los alimentos*. Vols. 1 y 2. Ed. Acribia. Zaragoza.
- Fellows, P. (1993). *Tecnología del procesado de alimentos: Principios y prácticas*. Ed. Acribia. Zaragoza.
- Holdsworth, S. (1988). *Conservación de frutas y hortalizas*. Ed. Acribia. Zaragoza.
- Ordóñez y cols. (1998). *Tecnología de los Alimentos*. Vol. I: Componentes de los alimentos y procesos. Ed. Síntesis. Madrid.
- Paine, F. y Paine, H. (1994). *Manual De Envasado De Alimentos*. Ed. A. Madrid Vicente Ediciones. Madrid.
- Raventós, M. (2003). *Industria alimentaria. Tecnologías Emergentes*. Ed. UPC. Barcelona.
- Rodríguez, F. y cols. (2002). *Ingeniería de la Industria Alimentaria*. Vol. II y III. Ed. Síntesis. Madrid.

**BIBLIOGRAFÍA O DOCUMENTACIÓN DE AMPLIACIÓN:**

- Aleixandre, J.L. y García, M.J. (1999). *Industrias Agroalimentarias*. Servicio De Publicaciones De La Universidad Politécnica De Valencia, Valencia.
- Barbosa, G.V., Pothakamury, U.R., Palou, E. y Swanson, B.G. (1999). *Conservación No Térmica De Alimentos*. Acribia, Zaragoza.
- Brody A.L. (1989). *Envasado De Alimentos En Atmósferas Controladas, Modificadas Y A Vacío*. Ed. Acribia S.A. Zaragoza.
- Coles, R. y cols. (2004). *Manual de envasado de alimentos y bebidas*. AMV Ediciones y Mundiprensa. Madrid.
- Fennema, O. (2000). *Introducción A La Ciencia De Los Alimentos*. 2ª Edición. Editorial Reverté, S.A. Barcelona.
- Guy, R. (2001). *Extrusión de los alimentos*. Ed. Acribia. Zaragoza.
- Instituto Internacional Del Frío. (1990). *Alimentos Congelados. Procesado Y Distribución*. Editorial Acribia, S.A. Zaragoza.
- Lamúa, M. (1999). *Aplicación Del Frío A Los Alimentos*. Ed. A. Madrid Vicente Ediciones Y Ediciones Mundiprensa. Madrid.
- Lewis, M.J. (1993). *Propiedades Físicas De Los Alimentos Y De Los SisLessons De Procesado*. Acribia, Zaragoza.
- Lück, E. y Jager, M. (1995). *Conservación Química De Los Alimentos. Características, Usos, Efectos*. Editorial Acribia, S.A. Zaragoza.
- Madrid, A. y cols. (1997). *Refrigeración, congelación y envasado de los alimentos*. AMV Ediciones y Mundiprensa. Madrid.
- Mallet, C.P. (1994). *Tecnología De Los Alimentos Congelados*. Ed. A. Madrid Vicente Ediciones. Madrid.
- Ordóñez, J.A., Cambero, M.I., Frenández, L., García, M.L., García, G., De La Hoz, L. y Selgas, M.D. (1998). *Tecnología De Los Alimentos. Vol I Y II*. Ed. Síntesis. Madrid.
- Potter, N.N. y Hotchkiss, J.H. (1999). *Ciencia De Los Alimentos*. Acribia, Zaragoza.
- Rees, T.A. y Bettison, J. (1994). *Procesado Térmico Y Envasado De Alimentos*. Ed.



	<p>PROCESO PARA EL DESARROLLO DE LAS ENSEÑANZAS DE LA ESCUELA DE INGENIERÍAS AGRARIAS</p>	
	<p>CÓDIGO: P/CL009_D002</p>	

Acribia S.A. Zaragoza.

- Satin, M. (2000). *La Irradiación De Los Alimentos*. Editorial Acribia, S.A. Zaragoza.
- Sielaff, H. (2000). *Tecnología de la fabricación de conservas*. Ed. Acribia. Zaragoza.
- Walter, K. (1995). *Manual práctico de ahumado de los alimentos*. Ed. Acribia. Zaragoza.

- <http://www.casals-vinicola.com/Catalogo-Indice.htm>

- <http://www.perryvidex.com/perry/perryvidex2.nsf/pSearchFood?OpenPage>

- [http://www.spec-equip.com/desalinadora\\_por\\_osmosis\\_inversa.html](http://www.spec-equip.com/desalinadora_por_osmosis_inversa.html)

-

<http://www.diquima.upm.es/Investigacion/proyectos/chevic/catalogo/FILTROS/Func4.htm>

- <http://www.komline.com/SiteDirectory.html>

- <http://www.solidliquid-separation.com/PressureFilters/pressure.htm>

- <http://www.carbuos.com/>

- <http://www.unavarra.es/genmic/micind-0.htm>

- <http://www.agronort.com/informacion/abcbiotec/abcbio1.html>

- <http://www.consumaseguridad.com>