

## COURSE PROGRAM<sup>1</sup>

Academic Year: 2021/2022

Identification and characteristics of the course			
Code <sup>2</sup>	501073 503018	ECTS Credits	6
Course name (English)	Fluid Mechanics		
Course name (Spanish)	Mecánica de Fluidos		
Degree programs <sup>3</sup>	Mechanical Engineering Electrical Engineering Electronical Engineering Materials Engineering Industrial Technologies Engineering		
Faculty/School <sup>4</sup>	School of Industrial Engineering		
Semester	5	Type of course	Obligatory
Module	Industrial Branch		
Matter	Thermodynamics and Fluid Mechanics		
Lecturer/s			
Name	Office	E-mail	Web page
José María Montanero Fernández	D0.6	jmm@unex.es	
Conrado Ferrera Llera	D0.7	cfl@unex.es	
M <sup>a</sup> Guadalupe Cabezas Martín	D0.5	mguadama@unex.es	
Noelia Rebollo Muñoz	D0.13	noeliarm@unex.es	
Subject Area	Fluid Mechanics		
Department	Department of Mechanical, Energy, and Materials Engineering		
Coordinating Lecturer <sup>5</sup> (If more than one)	M <sup>a</sup> Guadalupe Cabezas Martín		

<sup>1</sup> In case of joint programmes, inter-faculty programmes, double degrees, etc., please collect information from all degrees and all faculties involved in the same document.


<sup>2</sup> In case there is more than one code for a given subject, please include all.

<sup>3</sup> In case the subject is delivered in more than one degree, please include all (also double degrees).

<sup>4</sup> In case the subject is delivered in more than one faculty, please include all.

<sup>5</sup> In case the subject is delivered in more than one faculty, please include name of responsible lecturer at each one.

Código Seguro De Verificación:	JpsJa2VFAC4mHvnWdqVP4Q==	Estado	Fecha y hora
Firmado Por	Silvia Román Suero	Firmado	05/05/2022 19:26:44
Observaciones		Página	1/7
Url De Verificación	<a href="https://uex09.unex.es/vfirma/code/JpsJa2VFAC4mHvnWdqVP4Q==">https://uex09.unex.es/vfirma/code/JpsJa2VFAC4mHvnWdqVP4Q==</a>		



**Competencies<sup>6</sup>** (see table at <http://bit.ly/competenciasGrados>)

Basic Competences	Check With an "X"	General Competences	Check With an "X"	Transversal Competences	Check With an "X"	Specific Competences Basic Formation	Check With an "X"	Specific Competences Common to the Industrial Branch	Check With an "X"	Specific Competences Specific Technology	Check With an "X"	Specific Competences Specific Technology	Check With an "X"	Specific Competences Specific Technology	Check With an "X"	Specific Competences Specific Technology	Check With an "X"	Specific Competences Specific Technology
CB1	X	CG1	X	CT1	X	CEFB1		CECRI1		CETE1		CETE11						
CB2	X	CG2		CT2	X	CEFB2		CECRI2	X	CETE2		CETE12						
CB3	X	CG3	X	CT3	X	CEFB3		CECRI3		CETE3		CETE13						
CB4	X	CG4	X	CT4	X	CEFB4		CECRI4		CETE4		CETE14						
CB5	X	CG5	X	CT5	X	CEFB5		CECRI5		CETE5		CETE15						
		CG6	X	CT6	X	CEFB6		CECRI6		CETE6		CETE16						
		CG7	X	CT7	X			CECRI7		CETE7		CETE17						
		CG8		CT8	X			CECRI8		CETE8		CETE18						
		CG9		CT9	X			CECRI9		CETE9		CETE19						
		CG10		CT10	X			CECRI10		CETE10		CETE20						
		CG11	X					CECRI11				CETFG						
		CG12						CECRI12										

**Contents**

**Course outline<sup>6</sup>**


Fluid properties, general integral equations, fluid dynamics, hydrostatics, experimental methods, boundary layer, flow in pipes, multiple-pipe systems and flows with free surfaces. Numerical methods in Fluid Mechanics.

**Course syllabus**

- 0. Presentation of the course
- Name of lesson 1: Introduction
- Contents of lesson 1: Fluids. Continuum hypothesis.
- Description of the practical activities of lesson 1:
- Name of lesson 2: Kinematics
- Contents of lesson 2: Lagrangian and Eulerian descriptions. Streamline and path. Types of flows. Flow rate and mass flow rate.
- Description of the practical activities of lesson 2:
- Name of lesson 3: Equations for a fluid system
- Contents of lesson 3: Introduction. Surface forces. Heat conduction. Mechanical equations for a fluid system.
- Description of the practical activities of lesson 3:
- Name of lesson 4: Equations for a control volume
- Contents of lesson 4: Systems and control volumes. Reynolds transport theorem. Uniform approximation for the flux term. Continuity equation for a control volume. Momentum equation for a control volume. Bernoulli equation. Energy equation for a control volume. Energy equation for a fluid machine.
- Description of the practical activities of lesson 4: 6 hours
- L1. Design, fabrication and experiment with a rocket model.
- L2. Experimental verification of the Bernoulli equation.
- Name of lesson 5: Dimensional Analysis
- Contents of lesson 5: Introduction, Buckingham n theorem, physical similarity.
- Description of the practical activities of lesson 5: 4 hours
- L3. Measurement of the drag coefficient of a car.

<sup>6</sup> Competencies must conform to those specified in the "Degree's Verified Memory".

<b>Código Seguro De Verificación:</b>	JpsJa2VFAC4mHvnWdqVP4Q==	<b>Estado</b>	Fecha y hora
<b>Firmado Por</b>	Silvia Román Suero	Firmado	05/05/2022 19:26:44
<b>Observaciones</b>		<b>Página</b>	2/7
<b>Url De Verificación</b>	https://uex09.unex.es/vfirma/code/JpsJa2VFAC4mHvnWdqVP4Q==		




Name of lesson 6: Hydrostatics Contents of lesson 6: Introduction. Reduction of a system of forces in hydrostatics. Forces and torques on flat surfaces. Forces and torques on submerged bodies. Description of the practical activities of lesson 6:
Name of lesson 7: Essentials of fluid dynamics Contents of lesson 7: Introduction. The turbulence phenomenon. Boundary layer. Boundary layer separation. Description of the practical activities of lesson 7: L4. Measurement of the liquid viscosity
Name of lesson 8: Hydraulics Contents of lesson 8: Introduction. Flow in pipes. Local losses. Multiple-pipe systems. Multiple-pipe systems with pumps. Description of the practical activities of lesson 8: L5. Measurement of the coefficient of friction of a pipe
Name of lesson 9: Open channels, weirs and sluiceways Contents of lesson 9: Introduction. Open flow in channels. Weirs and sluiceways Description of the practical activities of lesson 9:

Educational activities <sup>7</sup>								
Student workload in hours by lesson		Lectures	Practical activities				Monitoring activity	Homework
Lesson	Total	L	HI	LAB	COM	SEM	SGT	PS
Course presentation	1	1						0
1	2	1						1
2	9.5	4.5						5
3	8.5	4.5						4
4 + Practical Activities L1 y L2	26	10		6				10
ECTS (1-4)	3.5	0					1.5	2
5 + Practical Activity L3	12	3		4				5
6	14	6						8
7 + Practical Activity L4	9	2.5		3				3.5
8 + Practical Activity L5	19	7		2				10
ECTS (Units 5-8)	3.5	0					1.5	2
9	5	2						3
<b>Assessment<sup>8</sup></b>	<b>37</b>	<b>3.5</b>						<b>33.5</b>
Midterm exam (1-4)	7	1						6
Practical Activities Report	7.5	0						7.5
Practical Activities Exam	0.5	0.5						0
<b>Final Assessm.</b>	<b>22</b>	<b>2</b>						<b>20</b>
<b>TOTAL</b>	<b>150</b>	<b>45</b>		<b>15</b>			<b>3</b>	<b>87</b>
L: Lectures (100 students) HI: Hospital internships (7 students)								

<sup>7</sup> The contents of this table must literally conform to the information of document 12c.

<sup>8</sup> Specify total number of hours devoted to assessment in the present subject.

Código Seguro De Verificación:	JpsJa2VFAC4mHvnWdqVP4Q==	Estado	Fecha y hora
Firmado Por	Silvia Román Suero	Firmado	05/05/2022 19:26:44
Observaciones		Página	3/7
Url De Verificación	<a href="https://uex09.unex.es/vfirma/code/JpsJa2VFAC4mHvnWdqVP4Q==">https://uex09.unex.es/vfirma/code/JpsJa2VFAC4mHvnWdqVP4Q==</a>		



LAB: Laboratory or field practices (15 students)  
 COM: Computer room or language laboratory practices (30 students)  
 SEM: Problem classes or seminars or case studies (40 students)  
 SGT: Scheduled group tutorials (educational monitoring, ECTS type tutorials)  
 PS: Personal study, individual or group work and reading of bibliography

### Teaching Methodologies<sup>6</sup>

Among the teaching methodologies included in the formative program, in this course the following are used:

Teaching methodology	Used methodologies labelled as "X"
1. Explanation and discussion of theoretical contents.	X
2. Resolution, analysis and discussion of support examples or previously proposed exercises.	X
3. Exposition of related topics by students.	X
4. Development of case studies or demonstrations at laboratory, computer room, etc.	X
5. Resolution of specific doubts in small groups in order to identify potential problems in the teaching-learning process, and academic guidance for essays, case studies, practical works, demonstrations, etc.	X
6. Search for information prior to the development of the topics, or for complementary information once they are in progress.	X
7. Preparation of essays, either individually or in groups.	X
8. Study of each topic, which may consist of: content study, analysis of practical exercises or case studies, preparation for examinations, etc.	X

### Learning outcomes<sup>6</sup>

The students will learn: how to predict the behavior of a fluid system from the conservation laws for the mechanical quantities; how to determine the dominant factors in fluid dynamics to predict the behavior of a fluid system in complex situations; how to apply the knowledge and skills acquired over the course to the theoretical solution of hydrostatic and hydrodynamics problems; the essential aspects of the interaction between a machine and the fluid processed by that machine; how to predict the behavior of a fluid-mechanic machine from the conservation laws for the mechanical quantities; and how to design and calculate hydraulic facilities of diverse types (multiple-pipe systems, tanks, pumping systems, channels, ...).

### Assessment systems<sup>6</sup>

#### Assessment criteria:

CE1. To demonstrate the understanding of the concepts involved in the course.

Related to the competences CB1-CB5, CT1, CT4, CT6, CT7, CG1, CG3-CG7, CG11, CECRI2

CE2. To know the most important data and results related to the course.

Related to the competences CT1, CT4, CT6, CG3, CG5, CG6, CECRI2

CE3. To solve practical problems by applying theoretical results and experimental data.

Related to the competences CB1, CB2, CT2, CT4, CT6, CT7, CT9, CT10, CG1, CG3, CG4, CG5, CECRI2

CE4. To expose clearly the obtained results.

Related to the competences CB1, CB2, CB3, CB4, CT3, CT5-CT10, CG1, CG4, CG5, CG7 CECRI2

As can be seen, we give greater emphasis to understanding of the contents involved in the course rather than to learning data, results, equations, etc. The resolution of practical problems and cases is also essential too.

Código Seguro De Verificación:	JpsJa2VFAC4mHvnWdqVP4Q==	Estado	Fecha y hora
Firmado Por	Silvia Román Suero	Firmado	05/05/2022 19:26:44
Observaciones		Página	4/7
Url De Verificación	<a href="https://uex09.unex.es/vfirma/code/JpsJa2VFAC4mHvnWdqVP4Q==">https://uex09.unex.es/vfirma/code/JpsJa2VFAC4mHvnWdqVP4Q==</a>		



**Assessment activities:**

Among the assessment activities included in the formative program, in this course the following are used:

	<b>Range fixed</b>	<b>Ordinary call</b>	<b>Extraordinary call</b>	<b>Global assessment</b>
1. Final exam and/or partial examinations.	0%–80%	80%	80%	80%
2. Practical activities in: classroom, lab, computers room, visits, etc	0%–50%	20%	20%	20%
3. Solution and submission of activities (cases, exercises, assignments, projects, etc.), individually and/or in groups	0%–50%	0%	0%	0%
4. Active participation in the learning activities.	0%–10%	0%	0%	---
5. Attendance to the learning activities.	0%–10%	0%	0%	---

**Description of the assessment activities:**

AE1. Midterm Exam

The student will take a midterm exam about Units 1-4, which will consist of (i) a test of items with four possible answers and (ii) a practical problem. The student will have at his/her disposal the lecture notes to solve the practical problem. Both the test and the practical problem will be graded between 0 and 10. In the test, the errors will be penalized according to the proportion "3 wrong answers cancel out 1 right answer". If the grades of both the test and the practical exercise are equal to or greater than 2.5, the midterm exam global grade will be the mean value. Otherwise, the grade will be either 2.5 or the mean value if the latter is less than 2.5.

This assessment activity is **ELIMINATORY** for those students who obtain a grade equal to or greater than 6. This means that those students do not have to take the corresponding part in the final exam.

This assessment activity is **RECOVERABLE**. This means that all the students can take the corresponding part in the final exam. In this case, the grade obtained in that part will replace that obtained in the midterm exam.

AE2. Final Exam

The Final Exam will consist of (i) a test of items with four possible answers and (ii) a practical exercise. Both the test and the practical exercise will be graded between 0 and 10. In the test, the errors will be penalized according to the proportion "3 wrong answers cancel out 1 right answer". If the marks of both the test and the practical exercise are equal to or greater than 2.5, the final exam grade will be the mean value. Otherwise, the grade will be either 2.5 or the mean value if the latter is less than 2.5.

The student will have at his/her disposal the lecture notes to solve the practical exercise.


This assessment activity is **RECOVERABLE** in the extraordinary call.

AE3. Practical activities

This activity will be conducted **IN GROUPS**. Each group will perform 5 practical activities in the laboratory, and will write the corresponding report. The practical activities will be graded with a single mark between 0 and 10, taking into account the accuracy of the measurements, the proper justification and analysis of the results, as well as the quality of the report writing.

This assessment activity is **NOT RECOVERABLE** during the academic course; i.e., it cannot be conducted again in the extraordinary call. In addition, if the student decides so, the mark may be maintained for two additional academic years.

AE4. Practical activities exam

<b>Código Seguro De Verificación:</b>	JpsJa2VFAC4mHvnWdqVP4Q==	<b>Estado</b>	<b>Fecha y hora</b>	
<b>Firmado Por</b>	Silvia Román Suero	Firmado	05/05/2022 19:26:44	
<b>Observaciones</b>		<b>Página</b>	5/7	
<b>Url De Verificación</b>	<a href="https://uex09.unex.es/vfirma/code/JpsJa2VFAC4mHvnWdqVP4Q==">https://uex09.unex.es/vfirma/code/JpsJa2VFAC4mHvnWdqVP4Q==</a>			

This is an exam taken individually to evaluate the degree of individual achievement of the practical activities. It will consist of one or several problems similar to those solved in the practical activities conducted in the laboratory. It will be graded between 0 and 10.

This assessment activity is NOT RECOVERABLE during the academic course; i.e., it cannot be conducted again in the extraordinary call.

The final grade of the course will be calculated according to the following formulae:

If the student passes the midterm exam and does not take the corresponding part in the final exam:

$$C = 0.8 \left[ \frac{1}{3} CAE1 + \frac{2}{3} CAE2 \right] + 0.1 CAE3 + 0.1 CAE4$$

If the student takes the whole final exam:

$$C = 0.8 CAE2 + 0.1 CAE3 + 0.1 CAE4$$

C=Final Mark; CAE1= global mark of the partial exam; CAE2= global mark of the final exam; CAE3=mark of the practical activities; CAE4=mark of the practical activities exam.

The global assessment will be held the same day scheduled for the final exam of each call. It will consist of the following parts:

#### AE2. Final Exam

The Final Exam will consist of a test of items with four possible answers and practical problems. Both the test and the practical exercise will be graded between 0 and 10. In the test, the errors will be penalized according to the proportion "3 wrong answers cancel out 1 right answer". If the grades of the test and the practical exercise are equal to or greater than 2.5, the final exam grade will be the mean value. Otherwise, the grade will be either 2.5 or the mean value if the latter is less than 2.5

The student will have at his/her disposal the lecture notes to solve the practical exercise. This assessment activity is RECOVERABLE in the extraordinary call.

#### AE4. Practical activities exam

This is an individual exam consisting of one or several problems similar to those solved in the practical activities conducted in the laboratory. It will be graded between 0 and 10.

This assessment activity is NOT RECOVERABLE during the academic course; i.e., it cannot be conducted in the extraordinary call.

The final grade of the subject will be calculated according to the following formula:

$$C = 0.8 CAE2 + 0.2 CAE4$$

C=Final Mark; CAE2= global mark of the final exam; CAE4=mark of the practical activities exam.

### **Bibliography (basic and complementary)**

#### **Basic bibliography**

B1. Lecture notes

#### **Complementary bibliography**

C1. White, F. M. (1983 or latter). Fluid Mechanics. McGraw-Hill.

C2. Fox, R. y McDonald, A. T. (1995 or latter). Introduction to Fluid Mechanics. McGraw-Hill.


<b>Código Seguro De Verificación:</b>	JpsJa2VFAC4mHvnWdqVP4Q==	<b>Estado</b>	<b>Fecha y hora</b>
<b>Firmado Por</b>	Silvia Román Suero	Firmado	05/05/2022 19:26:44
<b>Observaciones</b>		<b>Página</b>	6/7
<b>Url De Verificación</b>	<a href="https://uex09.unex.es/vfirma/code/JpsJa2VFAC4mHvnWdqVP4Q==">https://uex09.unex.es/vfirma/code/JpsJa2VFAC4mHvnWdqVP4Q==</a>		



### Other resources and complementary educational materials

#### Web pages

- W1. Virtual Campus of the Universidad de Extremadura <http://campusvirtual.unex.es>  
 W2. National Committee for Fluid Mechanics Films <http://web.mit.edu/hml/ncfmf.html>

<b>Código Seguro De Verificación:</b>	JpsJa2VFAC4mHvnWdqVP4Q==	<b>Estado</b>	<b>Fecha y hora</b>	
<b>Firmado Por</b>	Silvia Román Suero	Firmado	05/05/2022 19:26:44	
<b>Observaciones</b>		<b>Página</b>	7/7	
<b>Url De Verificación</b>	<a href="https://uex09.unex.es/vfirma/code/JpsJa2VFAC4mHvnWdqVP4Q==">https://uex09.unex.es/vfirma/code/JpsJa2VFAC4mHvnWdqVP4Q==</a>			